



5 June 2024

36th Annual General Meeting Flughafen Wien AG

The 2023 financial year at a glance

Good business development in all areas

2023 was as successful year

- Good business development in all areas
- Substantial revenue and earnings increases:
 - Revenue: € 931.5 million (+34%)
 - EBITDA: € 393.6 million (+33%)
 - EBIT: € 261.8 million (+57%)
 - Group net profit: € 188.6 million (+47%)
- High profitability (EBITDA margin of 42.2%) and high employee motivation demonstrate the successful re-start

Significant dividend increase to € 1.32 per share

- Dividend proposal of € 1.32/share (€ 0.77 in 2022); increase in the payout ratio to about 66%
- Elimination of debt as the basis for financial flexibility for dividends and the investment drive

Positive outlook also for 2024

Substantial increase in investments planned

Good performance and debt elimination drive the investment programme

- Investments to double in 2024 to more than € 200 million (2023: € 107 million)
- Financing of investments from the cash flow, also for the Southern Expansion terminal project

Positive outlook for 2024

- Airlines report good level of bookings in the summer months
- Financial guidance: Revenue of over € 1 billion, EBITDA over € 400 million and Group net profit of over € 220 million

High employee satisfaction

- Constructive in-house social partnership – 7% salary rise as of 1 May 2024 mandated by the collective labour agreement
- Employee survey shows very high level of employee satisfaction

Good Q1/2024 results

- Revenue of € 210.3 million (+16.6%)
- EBITDA of € 79.5 million (+19.0%)
- Group net profit for the period of € 37.2 million (+48.9%)

Financial indicators reflect the positive development

Clearly improved financial result

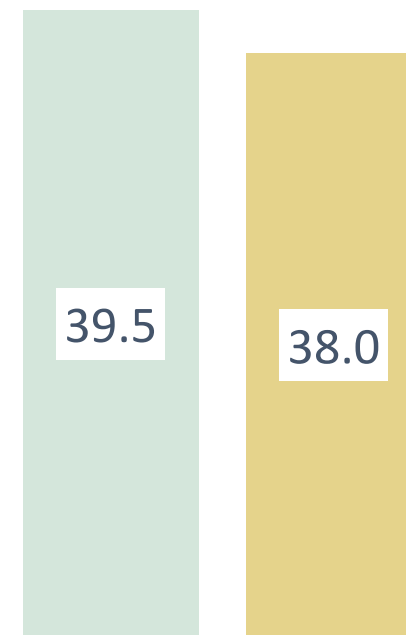
€ million	2023	2022	Δ
Revenue	931.5	692.7	34.5%
Earnings before interest, tax, depreciation and amortisation (EBITDA)	393.6	295.9	33.0%
Earnings before interest and taxes (EBIT)	261.8	167.2	56.6%
Financial result	-4.1	-9.3	55.7%
Earnings before tax (EBT)	257.7	157.9	63.2%
Net profit for the period	188.6	128.1	47.2%
Net profit after non-controlling interests	168.4	107.9	56.1%

- **Substantial rise in revenue and earnings** as a consequence of the significant **traffic recovery** and the positive development of all segments in 2023
- **Improved financial result** as a consequence of increased interest income despite repayment of the EIB loan (one-off expense of € 10 million)

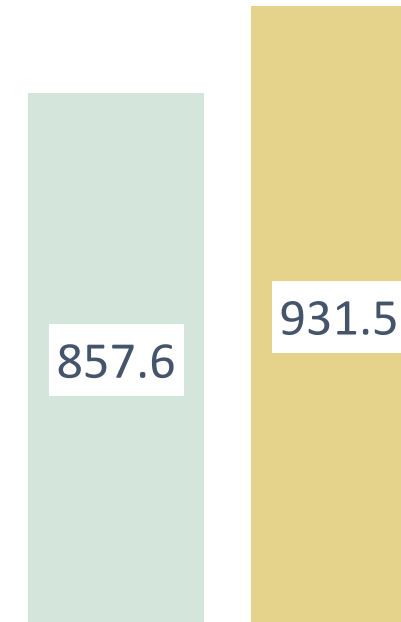
Revenue and earnings in 2023

Above the comparable 2019 figures

Group PAX (millions)

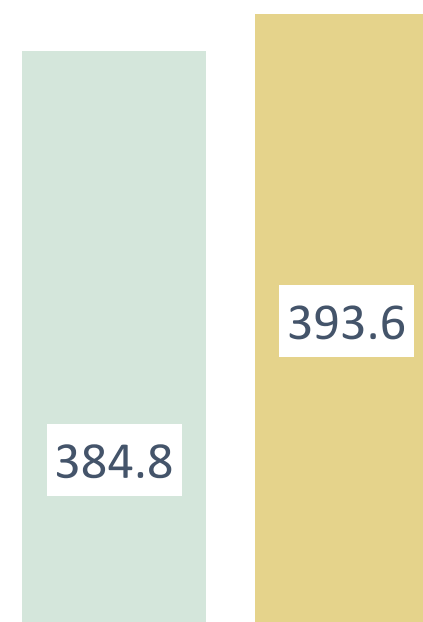


Revenue (€ million)

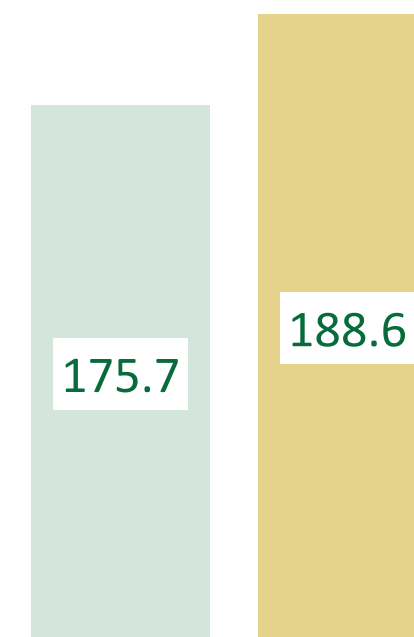


- Revenue and earnings in 2023 were higher than the comparable figures for 2019 although Group passenger volume was still 4% below the pre-crisis level

EBITDA (€ million)



Group net profit (€ million)



2019 2023

Sharp increase in operating costs

Considerable rise in personnel expenses

€ million	2023	2022	Δ
Consumables and services used	-54.1	-44.5	21.4%
Personnel expenses	-349.4	-272.3	28.3%
Other operating expenses ¹	-142.6	-95.7	49.0%
Depreciation and amortisation	-131.8	-131.1	0.5%
EBITDA margin	42.2%	42.7%	
EBIT margin	28.1%	24.1%	

- **Increase in expense items** attributable to **dynamic flight traffic growth and general price increases**
- **Personnel expenses:** salary increases on 1 January (+5.6%) and 1 May (+11.8%) resulting from the collective labour agreement; discontinuation of short-time work, 8.1% increase in FTE to 5,074 employees
- **Decline in the EBITDA margin** year-on-year **due to one-off effects in the previous year** (COVID subsidies, property sale)

1) Excl. impairment/reversals of impairment on receivables

Equity ratio of 70.9%

Robust cash flow development

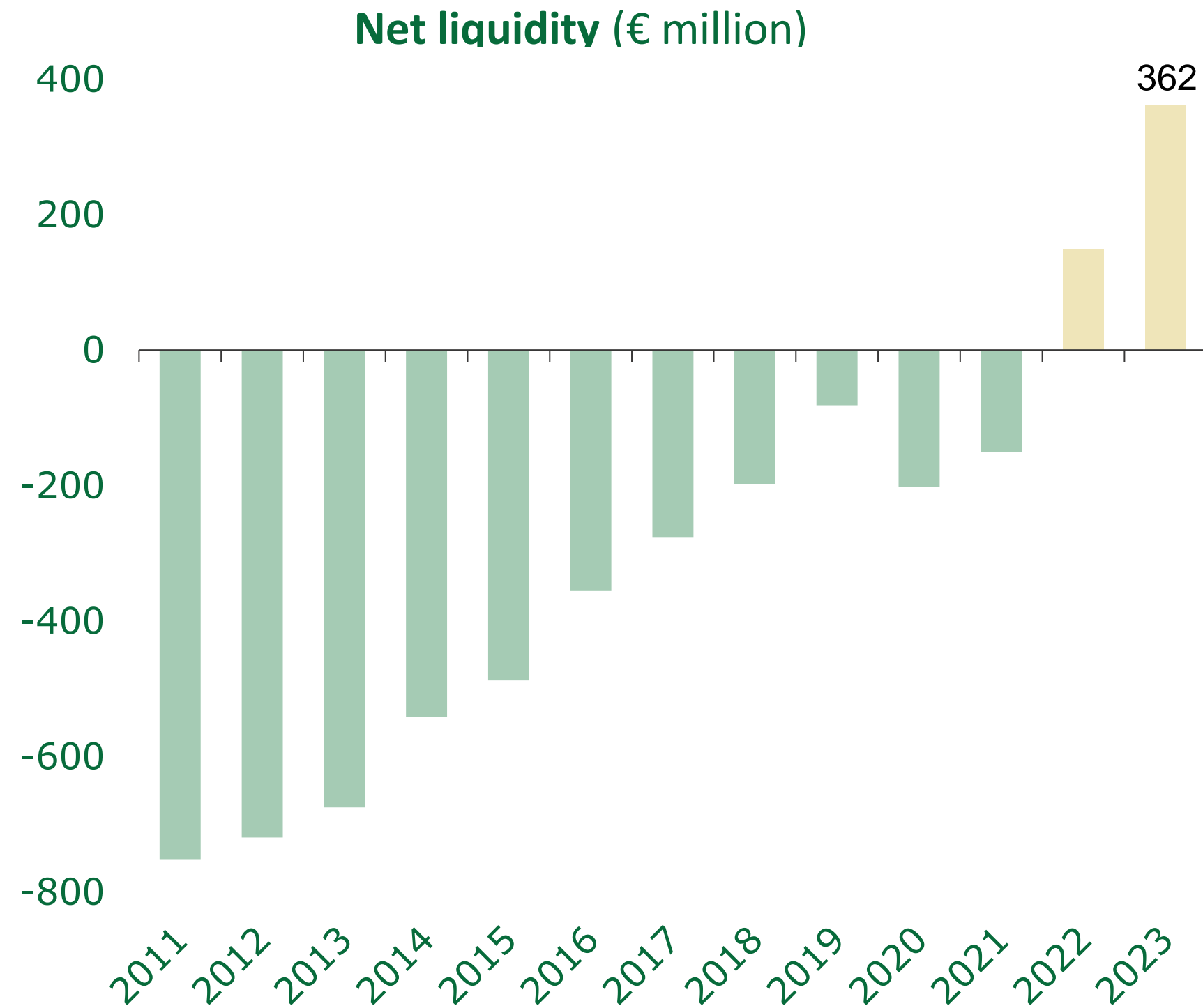
€ million	2023	2022	Δ
Cash flow from operating activities	384.8	337.6	14.0%
Free cash flow	228.2	33.1	n.a.
CAPEX ¹	107.0	53.6	99.4%
Net liquidity	361.9	149.4	142.3%
Equity	1,556.4	1,448.5	7.5%
Equity ratio	70.9	65.1	n.a.

- **Robust development of the cash flow** from operating activities: +14% to € 385 million
- **Repayment of EIB loan** in Q4/23 – outstanding volume of € 200 million
- Increase in the **equity ratio** to **over 70%**
- **Significant increase in investments** for projects

1) Excluding financial assets and business combinations

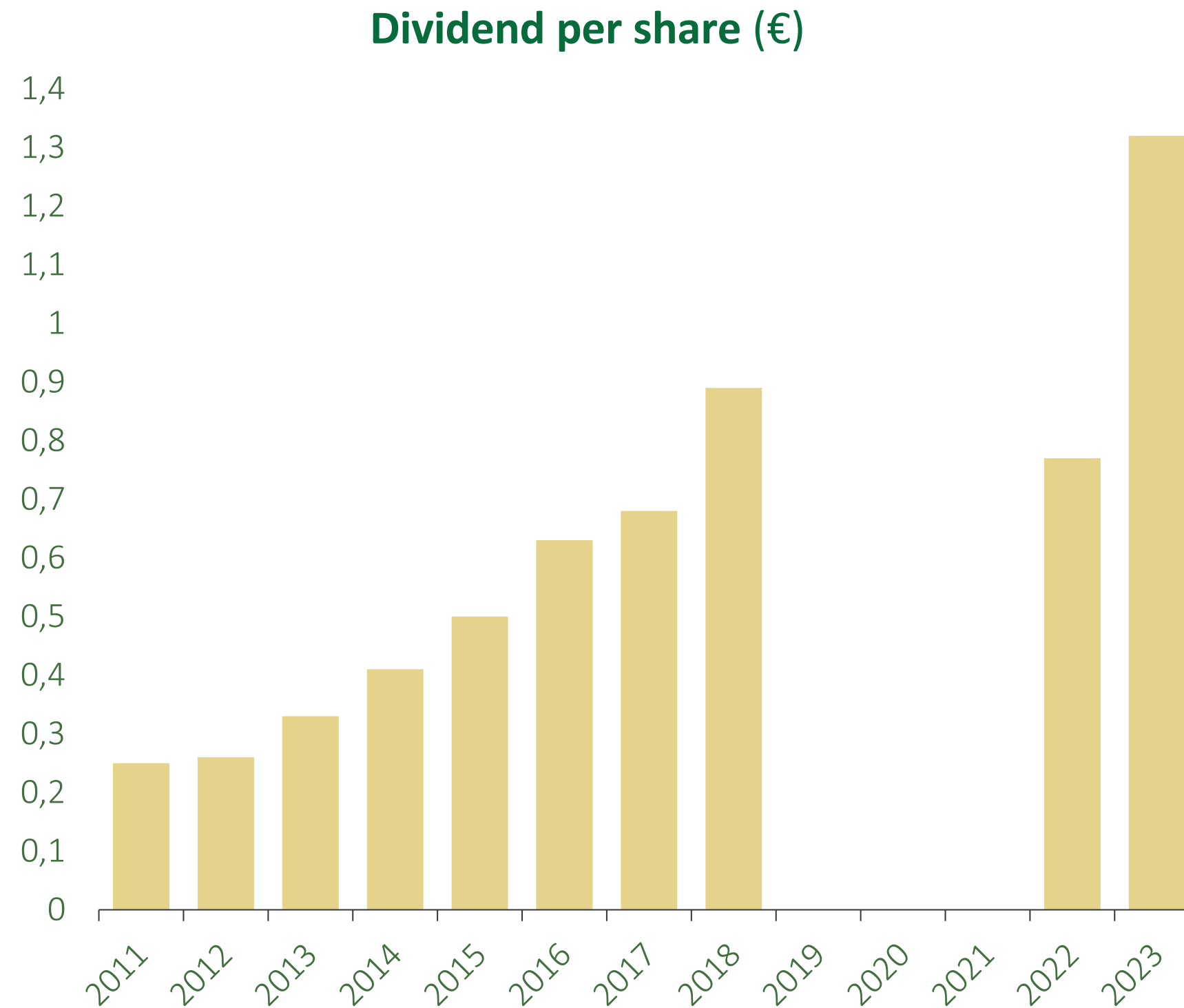
Elimination of debt

Leads to clearly improved financial result



- **Net liquidity** of € 362 million in FY/23 Mio. (FY 22: € 149 million)
- **Investments** and **attractive dividends** financed without borrowed capital
- **Improved financial result** attributable to **higher interest income** (increased investment volume and yields)

Substantial dividend increase to € 1.32/share



- Increase in the dividend of about 70%
- Dividend proposal of € 1.32 per share for 2023 (€ 0.77 in 2022) corresponds to a **payout ratio of about 66%** (net profit after non-controlling interests)
- **Flughafen Wien AG employees profit** from the good business development **via the employee foundation** (holds 10% of the shares)

Financial guidance for 2024

Positive development expected for financial performance indicators

Revenue	⇒	> € 1.0 billion
EBITDA	⇒	> € 400 million
Group net profit¹	⇒	> € 220 million
CAPEX	⇒	> € 200 million

- Strong financial position enables financing of increasing investments from the cash flow

1) Before non-controlling interests

Own shares

Report on own (treasury) shares pursuant to Section 65 Par. 3 Stock Corporation Act

	2023	2022
Shares issued as of 1 January	84,000,000	84,000,000
Own shares	-125,319	-125,319
Weighted average	83,874,681	83,874,681

Greening of European flight traffic

National Action Plan is urgently needed

- EU regulations already require **increasing addition of alternative jet fuel** starting next year
- Volumes required in Austria:
 - as of 2025: 20,000 t p.a.
 - as of 2030: 50,000 t p.a.
 - as of 2035: 200,000 t p.a.
- **The current level of production is insufficient**
- **A National Action Plan is urgently needed to promote the manufacturing of alternative jet fuels**
 - ➔ **Business location initiative to fund production facilities** in Austria (biogenic materials)
 - ➔ **Revenue from the air transport levy** should be earmarked for CO₂ reduction by promoting the use of Sustainable Aviation Fuels (SAFs)
 - ➔ **Research funding** to improve the process

CO₂ neutral airport operations

Sustainability as the basis for successful and responsible behaviour



- CO₂-neutral airport operations since January 2023
- Photovoltaic facilities, e-mobility, CO₂-neutral geothermal energy/district heat, new technologies and countless other measures to improve energy efficiency have enabled the airport to steadily reduce CO₂ emissions
- Photovoltaic expansion to about 45 MWp promotes the reliability of the energy supply and reduces dependency on energy costs - thus covering about 50% of total electricity requirements of the entire airport hub.
- Target: net zero CO₂ emissions by 2033




ACI: 2nd place in the Category “Eco-Innovation”

Award for successful climate protection measures, in particular the resolute implementation of the climate protection strategy and realisation of the photovoltaic plant covering 24 hectares at Vienna Airport

Record for business location projects in the AirportCity

20 new companies add 700 employees



- Boom in business location projects: 20 new companies add 700 new jobs at the airport hub (Enpulsion, Atlas Copco, Quehenberger, AT Plus, Boutique Aviation, AT Intermodal, ACS Logistics, Murrelektronik, Kalmar, FMS Solution etc.)
- Future Zone East near Fischamend: 1,800 new jobs already created in the region (including new business location projects)
- Construction of the Helios Logistics Park is progressing – Austria’s largest logistics park covering 80,000 m² to open in autumn 2024
- Enpulsion starts a production facility for micro-satellite propulsion systems in the AirportCity
- Launch of the first European ESA Phi-Lab with an initial volume of € 12 million
- Launch of construction for a new hotel with 510 rooms – Expansion of accommodation capacities to 1,400 rooms in the future
-  Austria’s strongest real estate brand for the 4th time: the AirportCity wins the European Real Estate Brand Award

Vienna Airport as a job creator in the Eastern Region

More than 23,000 employees at the site – Major increase expected in 2024

- Vienna Airport seen as an **attractive employer** – no recruiting problems and **significant reduction in employee turnover**
- Flughafen Wien AG and subsidiaries: **Net growth of 650 employees**, about **1,000 new employment contracts** concluded in 2023, about **800 new employment contracts** expected in **2024**
- A very **large number of job seekers** for all positions
- New business location projects will **add about 700 new jobs** at the airport in **2024**
- **Vienna Airport is currently training 62 apprentices**
Recruiting has already started for new apprentices (car mechanics, heating/air conditioning/ventilation technicians, IT, electricians, cleaning technicians)
- **AirportCity as an educational campus: Institute for Economic Promotion of Lower Austria** is setting up a training centre at the airport, course of studies as an “air cargo agent” in cooperation with the Austrian Customs Academy



Key projects at or near Vienna Airport

- **Third Runway project – evaluation work underway**
 - Third Runway project continues to be vigorously pursued
 - Realisation depends on actual development of flight traffic (passenger volumes and flight movements) as well as profitability
 - Austrian Federal Administrative Court shortened first phase of construction to 2030
 - FWAG considers this to be unlawful and will appeal to the Austrian Supreme Court
- **Southern Expansion terminal project**
 - On time and budget; launch of intensive construction phase
- **Operating license for the completed PV park with 10 MWp for Bad Vöslau**
 - Airfield completely owned by Flughafen Wien AG
- **Coming on stream of the 1st fast electric charging station at Vienna Airport in June 2024**
- **Ground-breaking ceremony for 3rd hotel with 510 rooms**

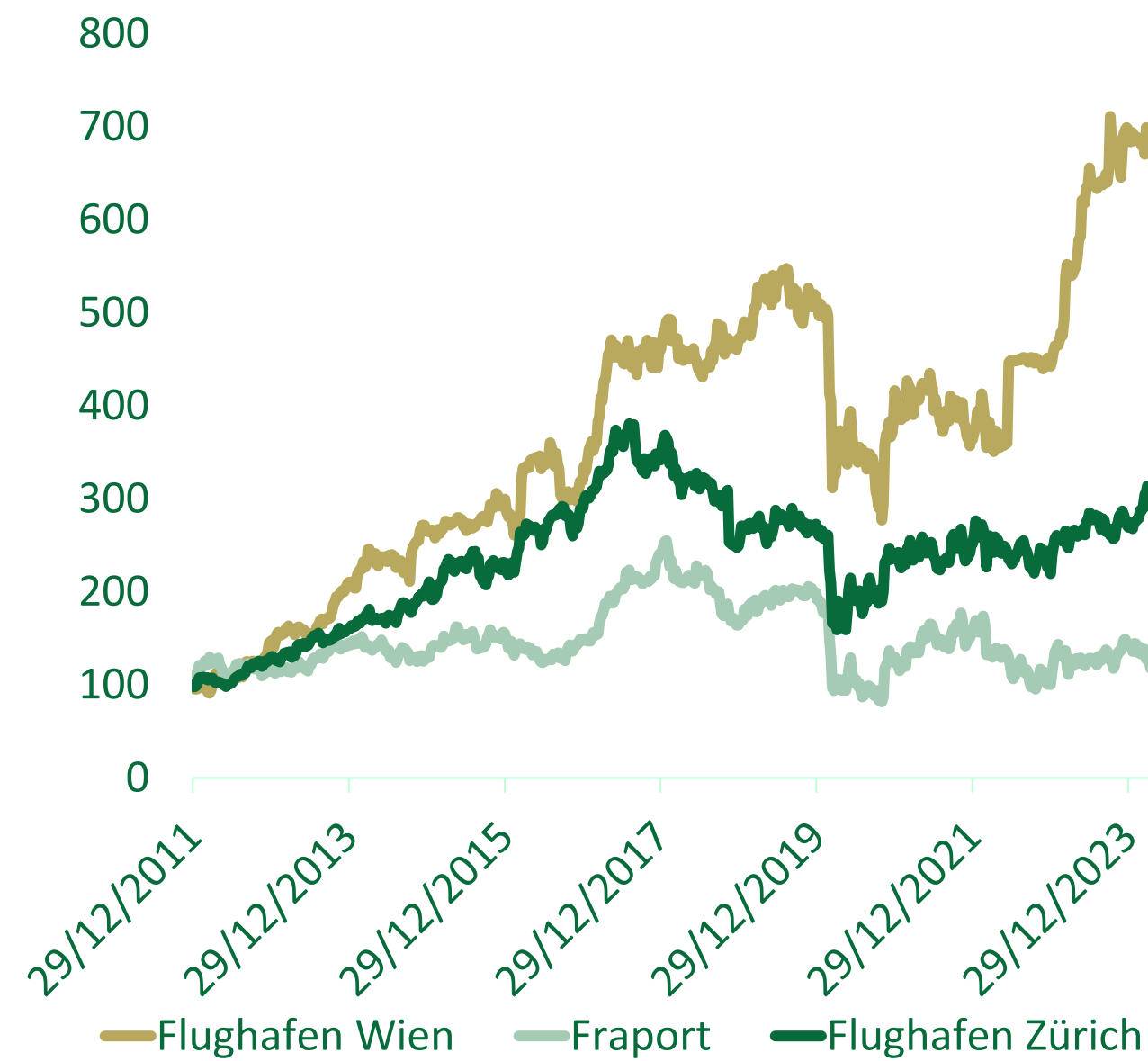


Very strong share price development, rise of more than 600% since 2012

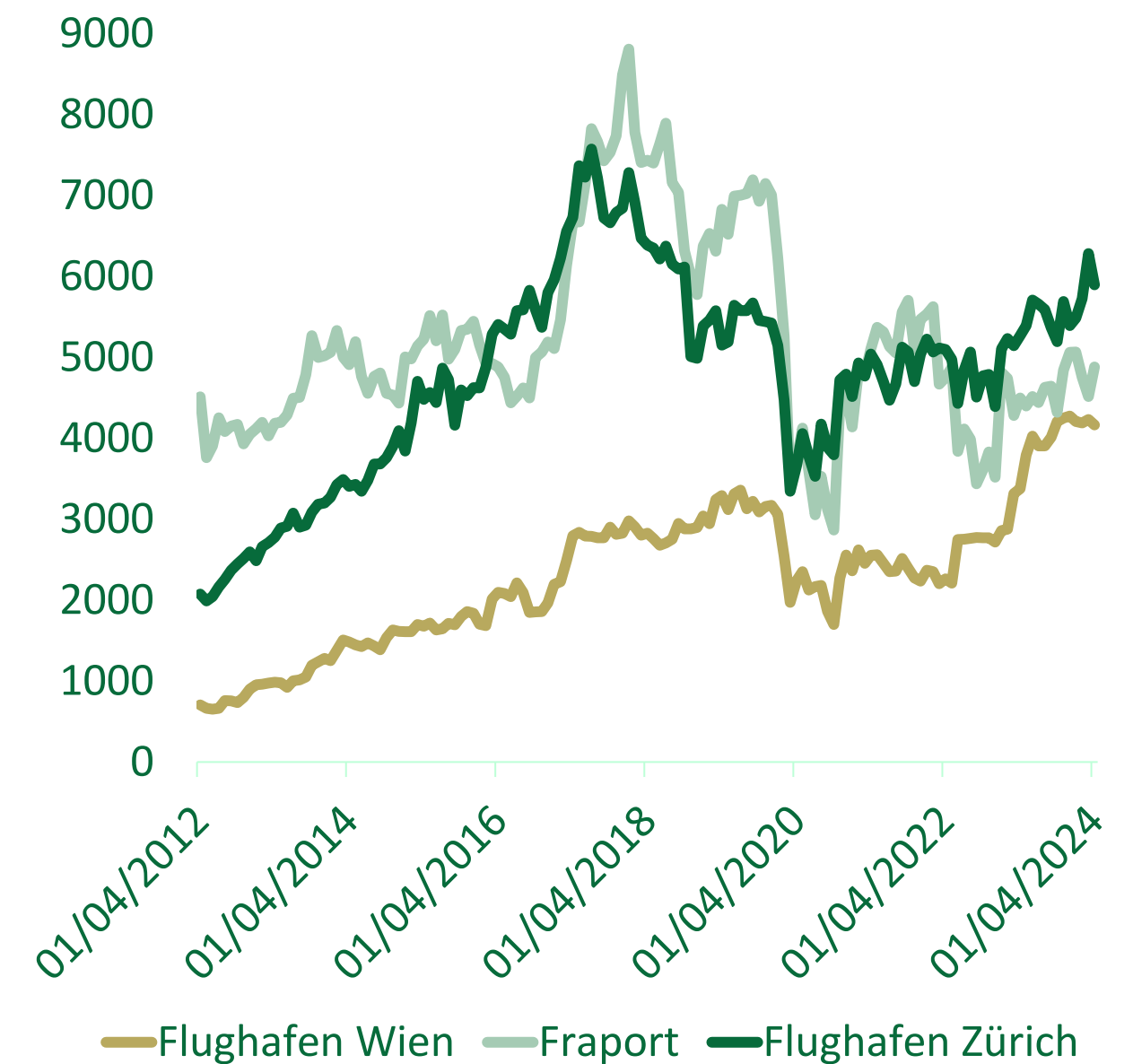
Substantial increase in market capitalisation

Current market capitalisation of € 4.1 billion on a similar scale as Fraport (€ 4.9 billion)

Share price (performance in % since 1/1/2012)



Market capitalisation (€ million)



Share price development from 1 January 2020 to 16 January 2024



Traffic Development & Segment Results in 2023

2023: 2nd best traffic results in Vienna Airport history

Record capacity utilisation of the airlines – VIE sets quality benchmarks

Economic rebound effects following the coronavirus continues in 2023

- 24.7% passenger growth at Vienna Airport and 26.2% in the Flughafen Wien Group (incl. Malta and Kosice airports)
- 93.3% of the pre-Covid-19 level reached by Vienna Airport in 2023
- Record results in Malta and Kosice, clearly surpassing 2019 passenger volumes

Vienna Airport sets quality benchmarks – high degree of international recognition

- 2nd most punctual hub in Europe and most punctual hub in the Lufthansa Group
- Airlines and industry organisations honour VIE for its punctuality and handling performance

Investments in quality and sustainability

- New Southern Expansion terminal project: ground-breaking ceremony in February 2024, completion in 2027
- Tenant acquisition underway – 70,000 m² of additional terminal space, central security checkpoints, diverse range of shopping, F&B and lounge offerings

Outlook: Aviation remains a growth sector

- About 30 million passengers expected at Vienna Airport and approx. 39 million passengers in the Flughafen Wien Group

Traffic development in 2023

Flughafen Wien Group: Record passenger volumes in Malta and Košice

Group passenger development	2023	2022	2019	Δ 2022	Δ 2019
Vienna Airport (millions)	29.5	23.7	31.7	24.7%	-6.7%
Malta Airport (millions)	7.8	5.9	7.3	33.4%	6.7%
Košice Airport (millions)	0.6	0.5	0.6	15.2%	12.0%
Vienna Airport and its strategic investments (VIE, MLA, KSC)	38.0	30.1	39.5	26.2%	-4.0%

The total number of passengers includes local, transfer and transit passengers
adjustment of comparative figures for 2019, 2022

Traffic development in 2023

Strong growth at Vienna Airport, high capacity utilisation

Traffic development at Vienna Airport	2023	2022	2019	Δ 2022	Δ 2019
Passengers (millions)	29.5	23.7	31.7	24.7%	-6.7%
Local passengers (millions)	22.8	17.8	24.3	28.2%	-6.1%
Transfer passengers (millions)	6.6	5.8	7.2	14.3%	-7.9%
Flight movements (in 1,000)	221.1	188.4	266.8	17.3%	-17.1%
Passengers per flight movement	137	129	121	5.6%	12.5%
Seats arrivals and departures (millions)	36.8	30.6	41.1	20.3%	-10.5%
Seat load factor (in percent)	80.5	77.6	77.3	2.8%p.	3.1%p.
Seats per flight movement	170	166	157	19%	8.1%
Cargo (in 1,000 tonnes)	245.0	250.6	283.8	-2.2%	-13.7%

The total number of passengers includes local, transfer and transit passengers, adjustment of comparative figures for 2019, 2022

Seat load factor: Record capacity utilisation in 2023

Higher capacities thanks to larger aircraft and increasing utilisation

Development of seats per flight movement/seat load factor



- Record capacity utilisation of aircraft in 2023
- Seat load factor of 80.5% in 2023, increase of 3.1% vs. the pre-crisis level of 2019
- Seat load factor was still below 70% in 2010 and 2011
- Increased size of aircraft
- Flight movements in 2023 were 17.1% below 2019 (in contrast: PAX at 93.3% of the 2019 level)

Traffic development Q1/2024 & 4/2024

Ongoing strong growth in travel – 13.8% rise in Group passenger volume

Group passenger development ¹	Q1/2024	Δ Q1/2023	4/2024	Δ 4/2023
Vienna Airport (millions)	5.9	+11.0%	2.6	+5.9%
Malta Airport (millions)	1.6	+26.3%	0.8	+9.3%
Kosice Airport (millions)	0.1	+6.5%	0.04	-7.6%
Vienna Airport and its strategic investments (VIE, MLA, KSC)	7.6	+13.8%	3.4	+6.5%

- With 7.6 million passengers, **passenger traffic of the Flughafen Wien Group was up 13.8% in Q1/2024 compared to Q1/23** and 3.2% higher than Q1/19 – ongoing strong leisure travel, recovery of business travel
- Dampening of passenger traffic due to the **conflict in the Middle East**
- **Very strong passenger growth continues at Malta Airport** – passenger volume up 26.3% in Q1/24 following 33.4% growth in FY/23

1) The total number of passengers includes local, transfer and transit passengers, adjustment of comparative figures for 2023

Traffic development in Q1/2024 & 4/2024

Vienna Airport – Robust growth of the top 3 airlines

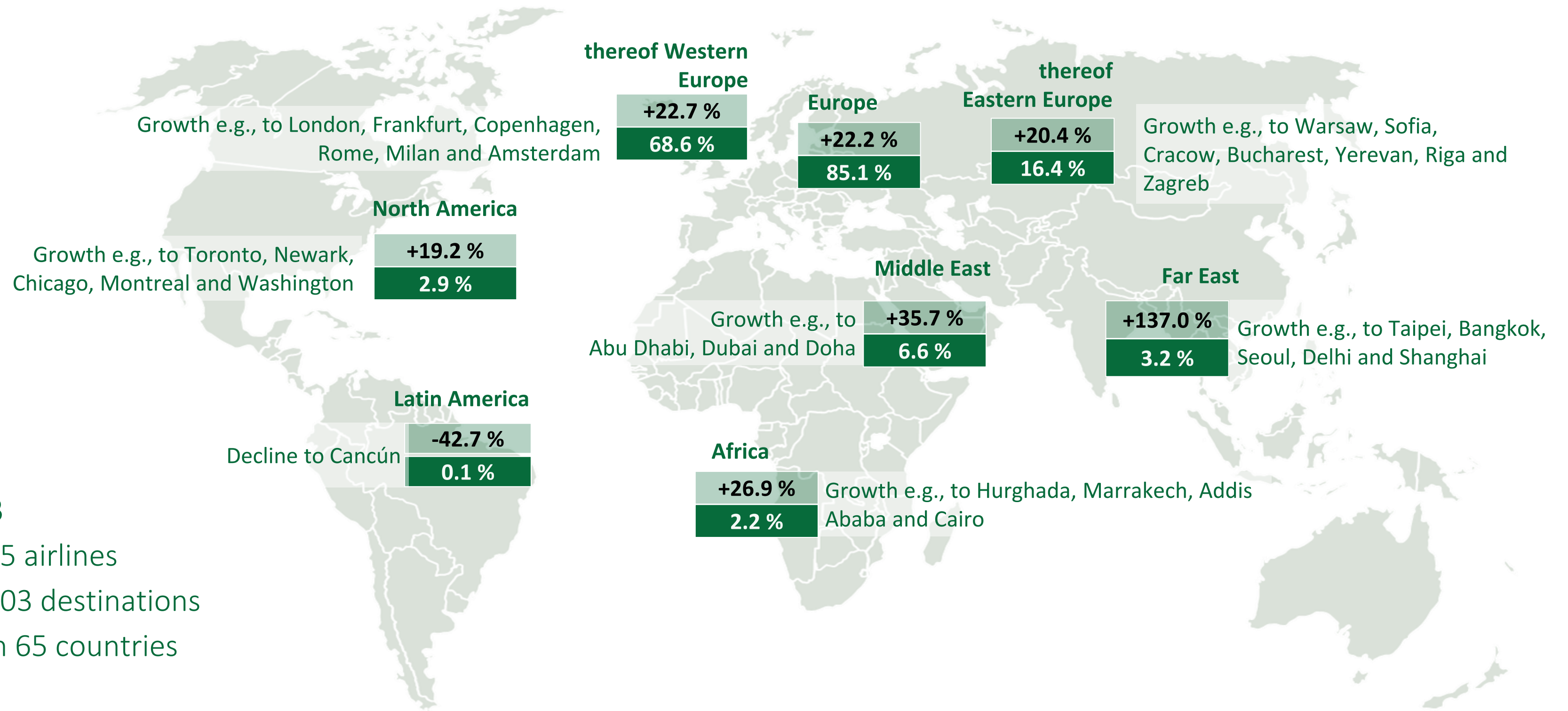
Traffic development at Vienna Airport ¹	Q1/2024	Δ Q1/2023	4/2024	Δ 4/2023
Passengers (millions)	5.9	+11.0%	2.6	+5.9%
Local passengers (million)	4.7	+12.7%	2.0	+7.0%
Transfer passengers (millions)	1.2	+4.6%	0.6	+1.9%
Flight movements (in 1,000)	46.3	+6.5%	19.8	+6.2%
Cargo (in 1,000 tonnes)	68.1	+15.6%	23.9	+15.6%
MTOW (millions of tonnes)	2.0	+10.6%	0.8	+7.7%
Seat load factor (SLF, in %)	76.5	+0.9%p	78.8	-1.3%p

- **Far East** as a growth driver following the opening of the market in 2023, showing an **18.7% rise in passenger traffic**
- Top 3 airlines: **Austrian Airlines +11.4%** despite strike and works meetings, **Ryanair +3.9%**, **Wizz Air +4.7%**
- **Significant increase in cargo volumes (+15.6%)**: cooperation with Lufthansa Cargo, disruptions in sea freight in the Middle East
- **Ongoing good development in April 2024 (PAX +5.9%)**

1) The total number of passengers includes local, transfer and transit passengers, adjustment of comparative figures for 2023

PAX increases to almost all destinations

85% of flight traffic on European routes



2023

- 65 airlines
- 203 destinations
- in 65 countries

Passenger development vs. the prior-year period
Market share

Departing passengers, 2023 vs. 2022, and share of total passenger volume in 2023

Performance of the TOP countries in 2023 vs. the record year of 2019

Top 10 countries in 2023

Countries	1-12/2019	1-12/2023	Δ 2019	Δ% 2019
1. Germany	5,542,106	3,965,592	-1,576,514	-28.4
2. Spain	2,405,275	2,673,424	+268,149	+11.1
3. Italy	1,999,857	2,464,484	+464,627	+23.2
4. Turkey	1,136,874	1,497,580	+360,706	+31.7
5. UK	1,670,786	1,445,980	-224,806	-13.5
6. Greece	1,020,574	1,405,561	+384,987	+37.7
7. France	1,484,985	1,287,564	-197,421	-13.3
8. Switzerland	1,514,835	969,823	-545,012	-36.0
9. Netherlands	1,041,101	826,968	-214,133	-20.6
10. Poland	542,260	685,859	+143,599	+26.5

- The country with the highest passenger volume from Vienna is Germany, which is also the biggest loser vs. 2019
- Germany decided to increase its air transport levy in 2024
- As of 1 May 2024, the levy ranges from € 15.53 to € 70.83 depending on the flight route vs. € 12 in Austria, € 30 for distances <350 km

Top 3 winners – change vs. 2019

Country	1-12/2019	1-12/2023	Δ 2019	Δ% 2019
1. Italy	1,999,857	2,464,484	+464,627	+23,2
2. Greece	1,020,574	1,405,561	+384,987	+37,7
3. Turkey	1,136,874	1,497,580	+360,706	+31,7

Top 3 losers – change vs. 2019

Countries	1-12/2019	1-12/2023	Δ 2019	Δ% 2019
1. Germany	5,542,106	3,965,592	-1,576,514	-28,4
2. Ukraine	745,166	0	-745,166	-100,0
3. Russian Federation	717,201	0	-717,201	-100,0

The total number of passengers includes local, transfer and transit passengers

Market share of airlines

#1 Austrian increased its market share to 46.9% vs. 43.2% in 2019

LCC share of 29.9%


2023	Share in %	Passengers	PAX Δ% vs. 2022	PAX Δ% vs. 2019
1. Austrian	46.9	13,862,273	24.4	1.4
2. Ryanair/Lauda	20.2	5,954,732	20.4	124.1
3. Wizz Air	6.9	2,031,506	26.9	-2.4
4. Eurowings	2.4	696,928	44.4	-69.4
5. Turkish Airlines	2.4	695,578	21.0	26.4
6. Emirates	1.4	406,730	30.6	-2.1
7. Pegasus Airlines	1.3	388,566	29.7	33.1
8. KLM Royal Dutch Airlines	1.2	365,088	19.7	-3.8
9. SunExpress	1.2	341,883	23.3	33.1
10. Iberia	1.1	337,901	19.9	11.1
11. British Airways	1.1	317,695	24.2	-29.1
12. Air France	1.0	299,533	27.9	-4.7
13. Lufthansa	0.8	248,100	-39.8	-66.0
14. Qatar Airways	0.8	234,248	41.0	2.7
15. EVA Air	0.7	219,985	229.2	13.6
Other	10.6	3,132,440	34.8	-54.3
Total	100.0	29,533,186	24.7	-6.7
thereof Lufthansa Group ¹	51.4	15,183,542	23.3	-12.3
thereof low-cost carriers	29.9	8,821,767	20.5	15.1


¹Lufthansa Group: Austrian Airlines, Brussels Airlines, Eurowings, Lufthansa and SWISS

New destinations and growth to Asia

Launch or resumption of flight service by ANA and Hainan Airlines

- Up to **60 airlines** offer flights in the current summer flight schedule with about **190 destinations** to **67 countries**
- Focus on **Europe** and in the **Mediterranean** region
- **18 long-haul destinations**: Launch or resumption of flight service show the ongoing marketing recovery, especially in Asia

 **Austrian Airlines**
121 destinations in the summer flights schedule
Thereof new: Boston, Bremen and Tiflis;
70 stationed aircraft (integration of two new Boeing 787 as of the summer and deployment of 2 ATR aircraft in wet lease)

 **Ryanair**
79 destinations – thereof new: Rijeka, Olbia, Tirana and Split; 19 stationed aircraft

 **Wizz Air**
28 destinations – thereof 5 destinations in the Middle East; 5 stationed aircraft

 **Eurowings** – launch of 11 frequencies/week to Berlin

 **Sunexpress** – launch of 1 frequency/week to Dalaman

 **ANA** – Resumption of flights to Tokyo-Haneda starting in August with 3 frequencies/week

 **Hainan Airlines** – Resumption of 2 frequencies/week to Shenzhen as of 29 May

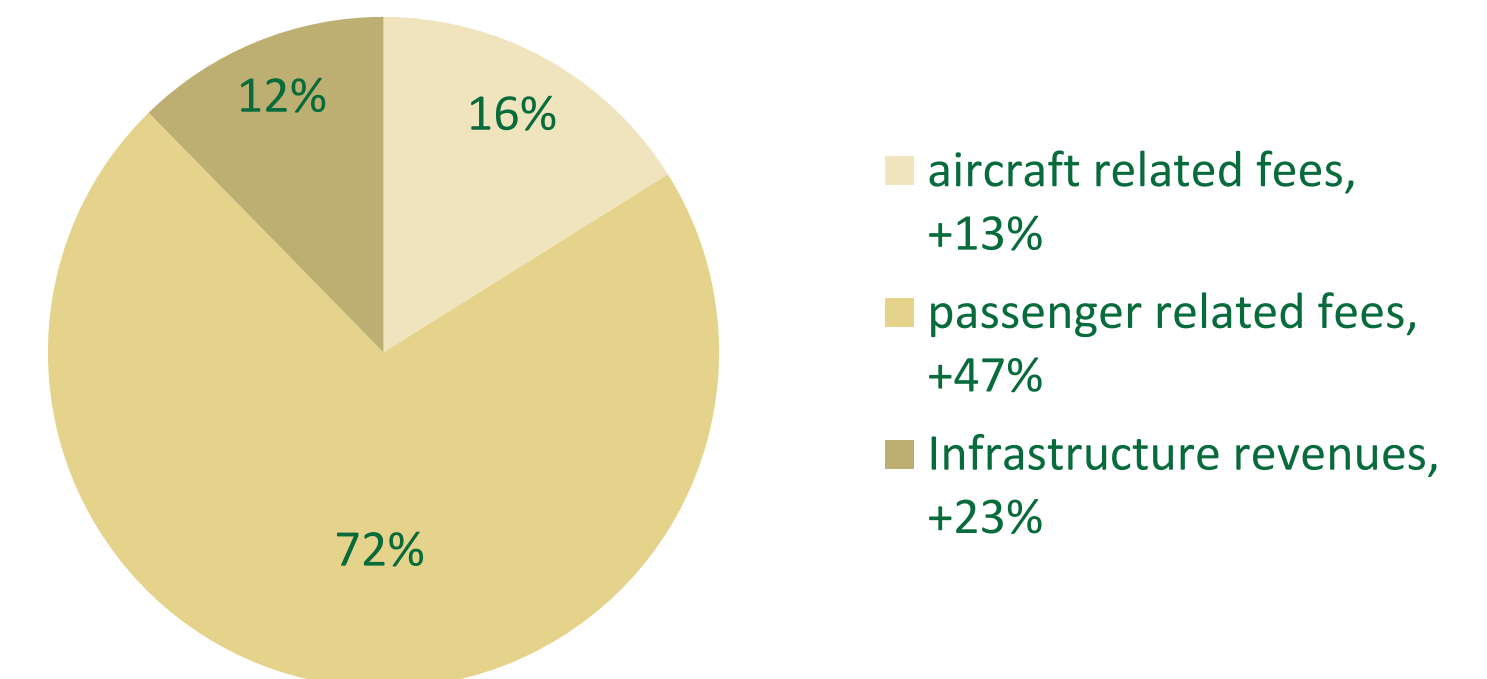
Airport

Passenger growth leads to record revenue

- Revenue increase mainly driven by passenger growth; passenger-related fees up 47% yoy to € 315 million.
- Segment revenue up 7% vs. 2019
- EBITDA rise of 39% to € 177 million, increase in the EBITDA margin to 36.9% (2022: 35.8%)
- Vienna Airport showed a disproportionately high recovery rate vs. the European average and is growing stronger than German airports (DE: 20% below 2019)

€ million	2023	2022	Δ
External revenue	440.1	321.0	37.1%
EBITDA	176.7	127.2	38.9%
EBIT	100.4	49.4	103.4%

Revenue distribution Airport 2023



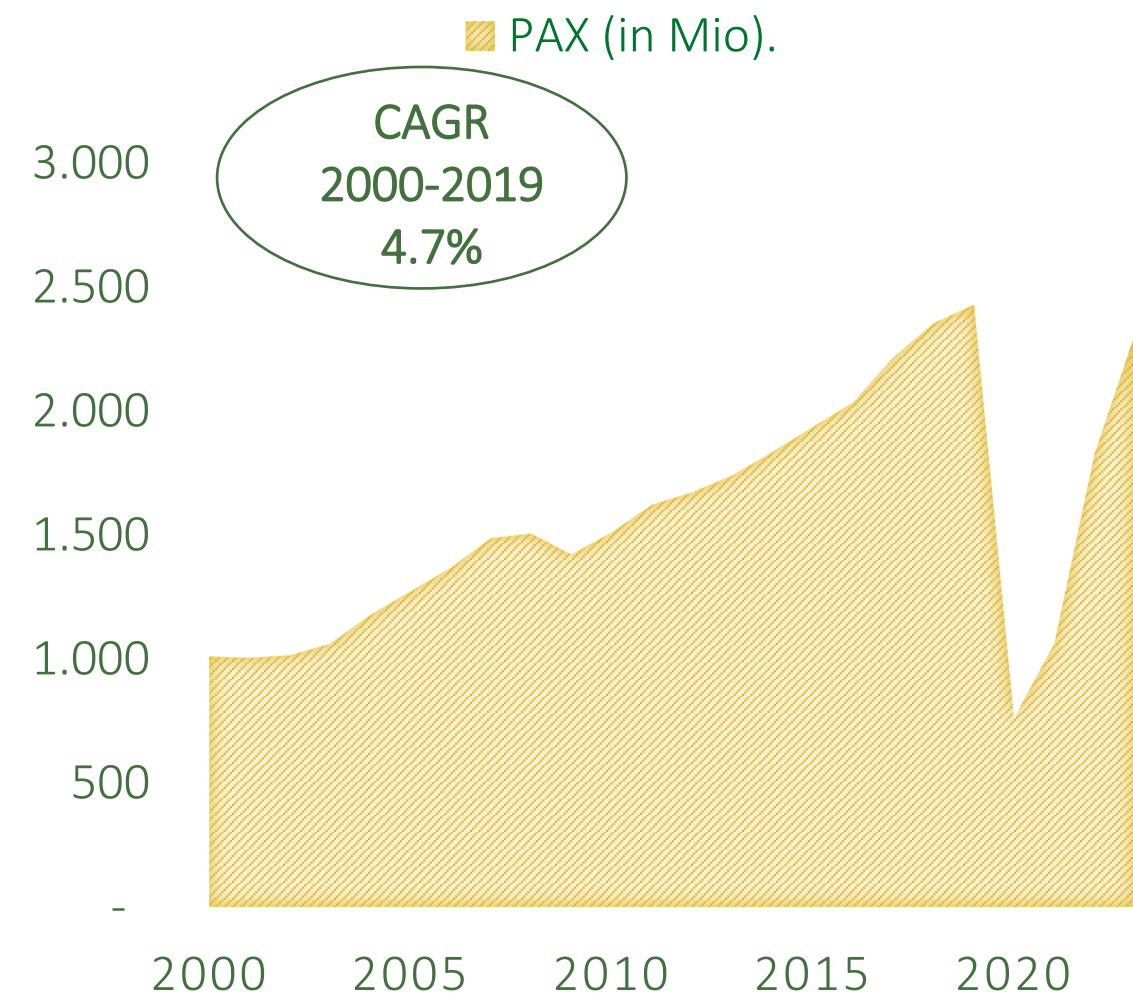
1) In adding up rounded totals and percentages, rounding differences may occur due to the use of automatic calculation tools.

Sustainable, long-term PAX growth

Trend growth and quick
recovery after
downturns

Growth of Vienna
Airport is stronger than
in Europe as a whole

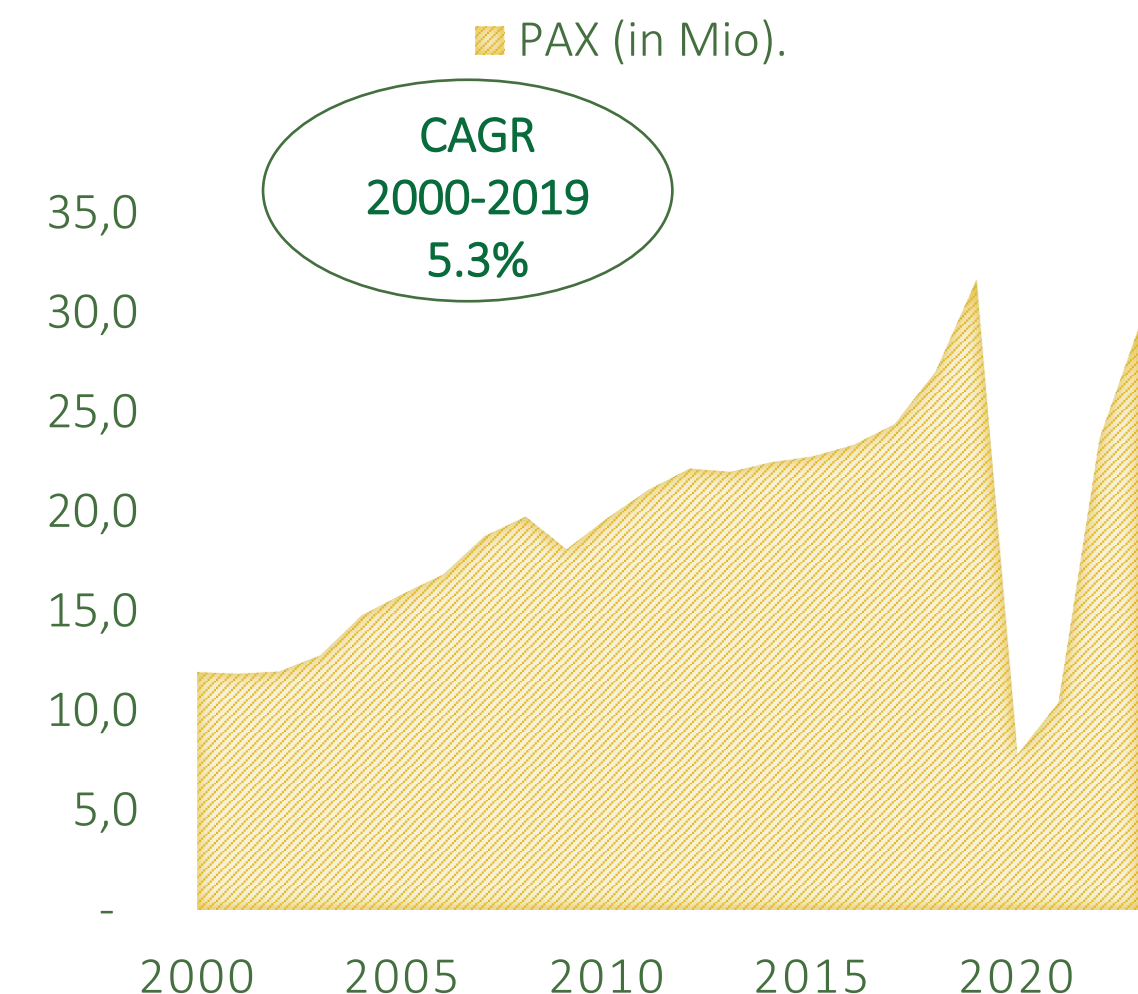
PAX European airports (millions)¹



- Constant and sustainable PAX **trend growth** in 2000-2019
- **CAGR 2000-2019 of 4.7%**
- **Rapid recovery** after downturns (e.g., 9/11, SARS, 2008/09, Covid-19)
- In 2023 **95% of pre-Covid level** has been reached, **Q1/24 almost at 2019 level (-1.3%)**

1) Source: Airports Council International - Europe (ACI EUROPE)

PAX Vienna Airport (millions)



- PAX growth at **Vienna Airport is above the European average** in the years 2000-2019
- Attractiveness of **Vienna as a destination**, prosperous **catchment area**, growth of **low-cost carriers**
- Sharper increase in **local passenger traffic** vs. transfer traffic

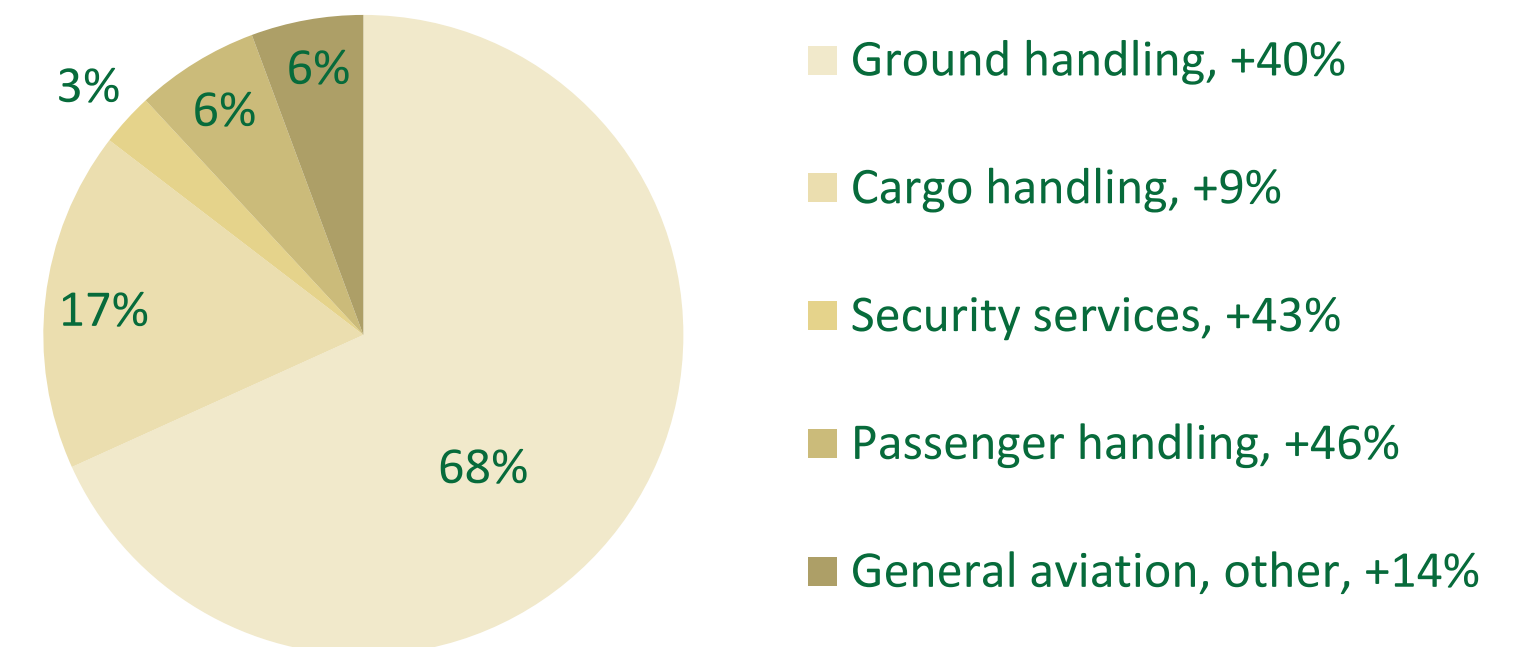
Handling & Security Services

Clearly positive EBIT in 2023

- Sharp rise in ground handling revenue (apron and traffic handling) of **40%** to € 113 million due to increase in flight movements (+17.3%) and MTOW rise (+18.2%)
- Passenger handling income up **46%** to € 10 million
- Stable air cargo year with record handling of pharmaceutical goods (3,675 tonnes)
- 2023 earnings growth supported by **above-average winter services**
- Clearly positive EBIT of € 6.1 million in 2023
- Excellent process quality as the basis for growth
- Numerous awards for ground handling

€ million	2023	2022	Δ
External revenue	165.7	124.9	32.6%
EBITDA	14.6	5.0	190.8%
EBIT	6.1	-3.5	n.a.

Revenue distribution Handling & Security services 2023



1) In adding up rounded totals and percentages, rounding differences may occur due to the use of automatic calculation tools.

Quality

Sustained top performance in the Lufthansa Group, clearly ahead of Munich, Zurich and Frankfurt

Supports the relative position of Austrian Airlines; promotes the attractiveness of Vienna as an airline destination

Ongoing excellent punctuality in 2023 (top 15)



- **Everything under one roof:** Vienna Airport carries out key services itself such as ramp handling or via its own subsidiaries such as ramp handling or security checks (VIE handling market share of 84% in 2023).

1) EU and European hub airports >25 million PAX, Source ACI

High quality: Airlines impressed with Vienna Airport

Airlines honour VIE in recognition of its high-quality service and handling

- Qatar Airways grants VIE the highest possible platinum status for its ground handling performance
 - Top rating for punctuality, passenger satisfaction, check-in and baggage handling
 - Vienna ranked second among all handling partners in the entire Qatar Airways network
- China Airlines gives “Best Partner” award to Vienna Airport
 - Best handling services in the China Airlines network
- Air France/KLM grants “Customer Experience Award 2023” to VIENNA Lounge
 - VIENNA Lounge - best medium/long-haul lounge 2023 in the Air France/KLM network
- Vienna Airport ranked 11th among the world’s best airports according to Skytrax (2022: 19th)
- Cirium: Vienna Airport ranked 11th globally with 221 direct flight connections



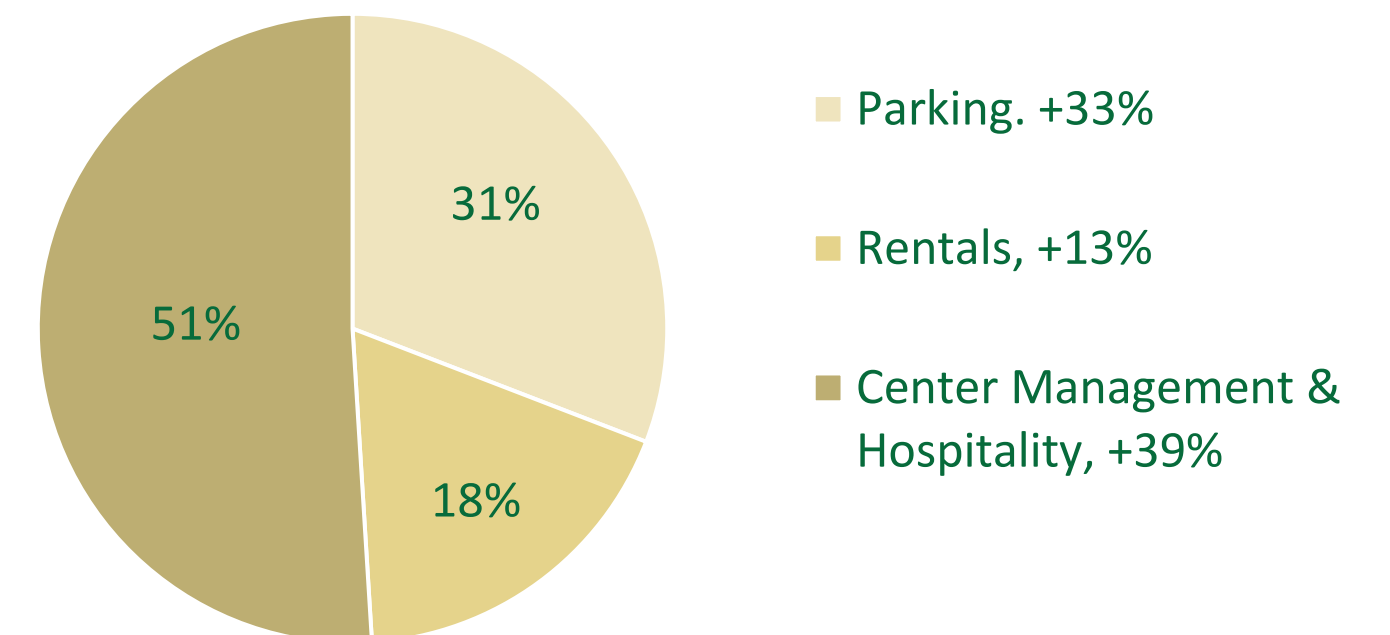
Retail & Properties

Passenger-driven revenue drives the sharp rise in earnings

- Significant revenue increases for **Center Management & Hospitality** (+39% to € 93 million) and **parking** (+33% to € 56 million) related to the increase in passenger traffic (+25%)
- **Expansion of shopping & catering space**, 23 openings in total in 2023
- Rise in **rental fees** of **14%** to € 33 million
- **Positive one-off effect in the prior-year period** (property sale in Q1/22, proceeds of € 8 million)

€ million	2023	2022	Δ
External revenue	182.5	138.8	31.5%
EBITDA	100.6	81.4	23.6%
EBIT	81.1	64.2	26.3%


Revenue distribution Retail & Properties 2023



1) In adding up rounded totals and percentages, rounding differences may occur due to the use of automatic calculation tools.

On the path to a 5-Star Airport

Start of the intensive construction phase for the key southern expansion project



- Enlargement of Terminal 3 by approx. 70,000 m²
- **Modern ambience**, more options for people to linger, spacious lounge areas
- **Revenue increase** based on a considerably expanded shopping and gastronomic experience
 - **Shopping and catering space** up by about 50% to approx. 30,000m²
 - **Acquisition of tenants** in full swing
 - Focus on **Austrian cuisine** as well as strong national and international **premium brands**
- New centralised **security checks**, additional gate areas
- Planned **opening in 2027**

Large centralised security checks with modern checkpoint security lanes




Shopping and restaurant facilities spanning 10,000 m²



Expanded shopping and F&B offering in 2024

New shops and restaurants for passengers

- Greater offering of vegan food: New **Veganista** outlet in Terminal 3 (in addition to Terminal 1)
- Austrian gastronomy brand **Leberkaspepi** to open a second outlet in the arrival hall (in addition to the F gates)
- First **Haferkater** shop in Austria to open in the Terminal 1 Arcade
- Spacious expansion of the **Vienna Duty Free in Terminal 1** in the Shopping Plaza with a bigger product line to include fashion and accessories
- **Do&Co Sportsbar** at the G gates
- **Welcome** sunglasses at the G gates
- Expanded **Burger King** in Terminal 1
- Extension of the space occupied by the **Wiener Würstelstand** at the short-term parking at arrivals
- **Flower** shop pop-up in the arrivalhall



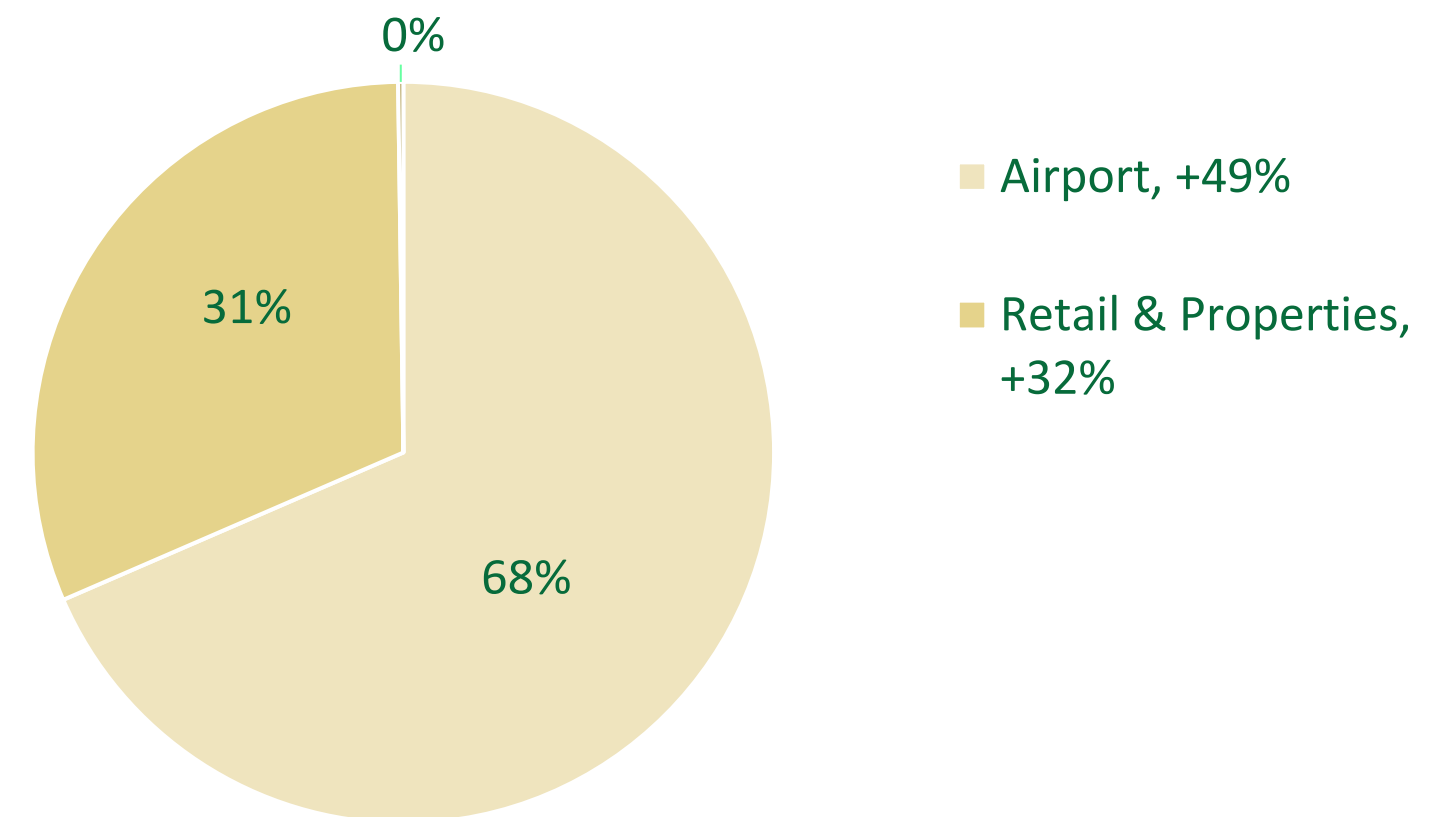
Malta

Extremely strong vacation traffic leads to leap in earnings

- Growth in passenger traffic of 33.4% to 7.8 million passengers in 2023
Passenger volumes every month were higher than in 2019
- **8.45 million passengers expected in 2024**
32 airlines serve 107 destinations
Eurowings resumed flight service to Malta after a 5-year interruption
- **Extensive investment programme**
Terminal expansion began in Q4/23; an alternative Schengen arrival route scheduled to be finished by Q4/24
SkyParks 2: construction begin in Q2/24 with a ground area of 4,600 m² and gross floor space of 27,000 m²

€ million	2023	2022	Δ
External revenue	120.2	88.0	36.6%
EBITDA	75.4	55.1	36.7%
EBIT	60.5	41.5	46.0%

Revenue distribution Malta 2023



1) In adding up rounded totals and percentages, rounding differences may occur due to the use of automatic calculation tools.

Košice Airport

600,000+ passengers in 2023 for the first time, new flight connections in 2023



- Best year in the airport’s history with about 620,000 passengers; 15.2% YoY rise in passenger volume in 2023
- Revenue: € 17.4 million, EBITDA: € 2.9 million, profit for the period: € 1.5 million
- 2023 passenger traffic was 12.0% higher than in 2019 (above 2019 in every single month)
- New record for charter flights (197,000 passengers) and for a single month (103,204 passengers in August 2023, above 100,000 for the first time in a single month)
- Strong growth of Ryanair and Austrian Airlines
- New flight connections to Zurich as of March 2024 (3x/week) and Zadar (2x/week, seasonal route April – September)
- High demand for logistics space accompanying major investment of Volvo (nearby e-vehicle factory by 2026)
- 2024 – “100 years of air travel in Košice“

Financial Calendar 2024

5 June: Annual General Meeting

10. June: Ex-Dividend Date

13 June: Dividend Payment Day

20 August: H1/2024 Results

14 November: Q3/2024 Results